

TABLE OF CONTENTS

3.02	VANITY - STANDARD HEIGHT
3.03	VANITY - BASE HEIGHT
3.04	VANITY WALL - STANDARD HEIGHT
3.05	VANITY SINK - STANDARD HEIGHT
3.06	VANITY SINK - BASE HEIGHT
3.07	VANITY SINK - STANDARD HEIGHT w/ WATER PROTECTION MAT
3.08	VANITY SINK - BASE HEIGHT w/ WATER PROTECTION MAT
3.09	VANITY SINK w/ FALSE FRONT AND TWO TOP DRAWERS
3.10	VANITY SINK w/ BOTTOM DRAWER - STANDARD HEIGHT
3.11	VANITY SINK w/ BOTTOM DRAWER - BASE HEIGHT
3.12	VANITY DRAWERS - STANDARD HEIGHT
3.13	VANITY DRAWERS - BASE HEIGHT
3.15	VANITY DESK DRAWER
3.16	VANITY SUSPENDED

VANITY - STANDARD HEIGHT

80H (65H CARCASE + 15H LEGS) X 53D CARCASE



ILLUSTRATION	DESCRIPTION	CODE	width (cm)	CODE	width (cm)		
	<p><u>V - VANITY</u></p> <p>ONE DOOR 64.6cm H, HINGED L or R ONE ADJUSTABLE SHELF</p> <p>PLEASE SPECIFY L or R HINGE ON ORDERS.</p>	V15	15				
		V20	20				
		V25	25				
		V30	30				
		V35	35				
		V40	40				
		V45	45				
		V50	50				
		V55	55				
		V60-1	60				
			<p><u>V - VANITY</u></p> <p>TWO DOORS 64.6cm H ONE ADJUSTABLE SHELF</p>	V60	60	V95	95
V65	65			V100	100		
V70	70			V105	105		
V75	75			V110	110		
V76.2	76.2			V115	115		
V80	80			V120	120		
V85	85						
V90	90						
V91.4	91.4						
	<p><u>VT - VANITY TOP</u></p> <p>ONE REGULAR TOP DRAWER WITH 14cm HIGH DRAWER FRONT</p> <p>ONE DOOR 50.2cm H, HINGED L or R ONE ADJUSTABLE SHELF</p> <p>PLEASE SPECIFY L or R HINGE ON ORDERS.</p>			VT20	20		
				VT25	25		
		VT30	30				
		VT35	35				
		VT40	40				
		VT45	45				
		VT50	50				
		VT55	55				
		VT60-1	60				
			<p><u>VT - VANITY TOP</u></p> <p>TWO REGULAR TOP DRAWERS WITH 14cm HIGH DRAWER FRONTS</p> <p>TWO DOORS 50.2cm H ONE ADJUSTABLE SHELF</p>	VT65	65	VT100	100
				VT70	70	VT105	105
VT75	75			VT110	110		
VT76.2	76.2			VT115	115		
VT80	80			VT120	120		
VT85	85						
VT90	90						
VT91.4	91.4						
VT95	95						
	<p><u>VTS - VANITY TOP SINGLE</u></p> <p>ONE REGULAR FULL WIDTH TOP DRAWER WITH 14cm HIGH DRAWER FRONT</p> <p>TWO DOORS 50.2cm H ONE ADJUSTABLE SHELF</p>			VTS60	60	VTS95	95
				VTS65	65	VTS100	100
		VTS70	70	VTS105	105		
		VTS75	75	VTS110	110		
		VTS76.2	76.2	VTS115	115		
		VTS80	80	VTS120	120		
		VTS85	85				
		VTS90	90				
		VTS91.4	91.4				

VANITY - BASE HEIGHT

87H (72H CARCASE + 15H LEGS) X 53D CARCASE



ILLUSTRATION	DESCRIPTION	CODE	width (cm)	CODE	width (cm)
<p>VBH</p>	<p><u>VBH - VANITY @ BASE HEIGHT</u></p> <p>ONE DOOR 71.6cm H, HINGED L or R ONE ADJUSTABLE SHELF</p> <p>PLEASE SPECIFY L or R HINGE ON ORDERS.</p>	VBH15	15		
		VBH20	20		
		VBH25	25		
		VBH30	30		
		VBH35	35		
		VBH40	40		
		VBH45	45		
		VBH50	50		
		VBH55	55		
		VBH60-1	60		
<p>VBH</p>	<p><u>VBH - VANITY @ BASE HEIGHT</u></p> <p>TWO DOORS 71.6cm H ONE ADJUSTABLE SHELF</p>	VBH60	60	VBH95	95
		VBH65	65	VBH100	100
		VBH70	70	VBH105	105
		VBH75	75	VBH110	110
		VBH76.2	76.2	VBH115	115
		VBH80	80	VBH120	120
		VBH85	85		
		VBH90	90		
		VBH91.4	91.4		
<p>VTBH</p>	<p><u>VTBH - VANITY TOP @ BASE HEIGHT</u></p> <p>ONE REGULAR TOP DRAWER WITH 14cm HIGH DRAWER FRONT</p> <p>ONE DOOR 57.2cm H, HINGED L or R ONE ADJUSTABLE SHELF</p> <p>PLEASE SPECIFY L or R HINGE ON ORDERS.</p>	VTBH20	20		
		VTBH25	25		
		VTBH30	30		
		VTBH35	35		
		VTBH40	40		
		VTBH45	45		
		VTBH50	50		
		VTBH55	55		
		VTBH60-1	60		
<p>VTBH</p>	<p><u>VTBH - VANITY TOP @ BASE HEIGHT</u></p> <p>TWO REGULAR TOP DRAWERS WITH 14cm HIGH DRAWER FRONTS</p> <p>TWO DOORS 57.2cm H ONE ADJUSTABLE SHELF</p>	VTBH65	65	VTBH100	100
		VTBH70	70	VTBH105	105
		VTBH75	75	VTBH110	110
		VTBH76.2	76.2	VTBH115	115
		VTBH80	80	VTBH120	120
		VTBH85	85		
		VTBH90	90		
		VTBH91.4	91.4		
		VTBH95	95		
<p>VTSBH</p>	<p><u>VTSBH - VANITY TOP SINGLE @ BASE HEIGHT</u></p> <p>ONE REGULAR FULL WIDTH TOP DRAWER WITH 14cm HIGH DRAWER FRONT</p> <p>TWO DOORS 57.2cm H ONE ADJUSTABLE SHELF</p>	VTSBH60	60	VTSBH95	95
		VTSBH65	65	VTSBH100	100
		VTSBH70	70	VTSBH105	105
		VTSBH75	75	VTSBH110	110
		VTSBH76.2	76.2	VTSBH115	115
		VTSBH80	80	VTSBH120	120
		VTSBH85	85		
		VTSBH90	90		
		VTSBH91.4	91.4		

VANITY WALL - STANDARD HEIGHT

80H (65H CARCASE + 15H LEGS) X 33D CARCASE



ILLUSTRATION	DESCRIPTION	CODE	width (cm)	CODE	width (cm)		
<p>VW</p>	<p><u>VW - VANITY WALL</u></p> <p>ONE DOOR 64.6cm H, HINGED L or R ONE ADJUSTABLE SHELF</p> <p>PLEASE SPECIFY L or R HINGE ON ORDERS.</p>	VW15	15				
		VW20	20				
		VW25	25				
		VW30	30				
		VW35	35				
		VW40	40				
		VW45	45				
		VW50	50				
		VW55	55				
		VW60-1	60				
		<p>VW</p>	<p><u>VW - VANITY WALL</u></p> <p>TWO DOORS 64.6cm H ONE ADJUSTABLE SHELF</p>	VW60	60	VW95	95
VW65	65			VW100	100		
VW70	70			VW105	105		
VW75	75			VW110	110		
VW76.2	76.2			VW115	115		
VW80	80			VW120	120		
VW85	85						
VW90	90						
VW91.4	91.4						
<p>VWT</p>	<p><u>VWT - VANITY WALL TOP</u></p> <p>ONE REGULAR TOP DRAWER WITH 14cm HIGH DRAWER FRONT</p> <p>ONE DOOR 50.2cm H, HINGED L or R ONE ADJUSTABLE SHELF</p> <p>PLEASE SPECIFY L or R HINGE ON ORDERS.</p>			VWT20	20		
				VWT25	25		
		VWT30	30				
		VWT35	35				
		VWT40	40				
		VWT45	45				
		VWT50	50				
		VWT55	55				
		VWT60-1	60				
		<p>VWT</p>	<p><u>VWT - VANITY WALL TOP</u></p> <p>TWO REGULAR TOP DRAWERS WITH 14cm HIGH DRAWER FRONTS</p> <p>TWO DOORS 50.2cm H ONE ADJUSTABLE SHELF</p>	VWT65	65	VWT100	100
				VWT70	70	VWT105	105
VWT75	75			VWT110	110		
VWT76.2	76.2			VWT115	115		
VWT80	80			VWT120	120		
VWT85	85						
VWT90	90						
VWT91.4	91.4						
VWT95	95						
<p>VWTS</p>	<p><u>VWTS - VANITY WALL TOP SINGLE</u></p> <p>ONE REGULAR FULL WIDTH TOP DRAWER w/ 14cm HIGH DRAWER FRONT</p> <p>TWO DOORS 50.2cm H ONE ADJUSTABLE SHELF</p>			VWTS60	60	VWTS95	95
				VWTS65	65	VWTS100	100
		VWTS70	70	VWTS105	105		
		VWTS75	75	VWTS110	110		
		VWTS76.2	76.2	VWTS115	115		
		VWTS80	80	VWTS120	120		
		VWTS85	85				
		VWTS90	90				
		VWTS91.4	91.4				

VANITY SINK - STANDARD HEIGHT

80H (65H CARCASE + 15H LEGS) X 53D CARCASE



ILLUSTRATION	DESCRIPTION	CODE	width (cm)	CODE	width (cm)
	<p><u>SV - SINK VANITY</u></p> <p>ONE DOOR 64.6cm H, HINGED L or R 16cm HIGH SINK SKIRT</p> <p>***TOP HINGE LOWERED TO 23.2cm FROM THE TOP OF THE DOOR***</p> <p>PLEASE SPECIFY L or R HINGE ON ORDERS.</p>	SV40	40		
		SV45	45		
		SV50	50		
		SV55	55		
		SV60-1	60		
	<p><u>SV - SINK VANITY</u></p> <p>TWO DOORS 64.6cm H 16cm HIGH SINK SKIRT</p> <p>***TOP HINGE LOWERED TO 23.2cm FROM THE TOP OF THE DOOR***</p>	SV60	60	SV95	95
		SV65	65	SV100	100
		SV70	70	SV105	105
		SV75	75	SV110	110
		SV76.2	76.2	SV110	115
		SV80	80	SV120	120
		SV85	85		
		SV90	90		
		SV91.4	91.4		
	<p><u>VST - VANITY SINK TOP</u></p> <p>ONE FALSE DRAWER FRONT 14cm H ONE DOOR 50.2cm H, HINGED L or R</p> <p>PLEASE SPECIFY L or R HINGE ON ORDERS.</p>	VST40	40		
		VST45	45		
		VST50	50		
		VST55	55		
		VST60-1	60		
	<p><u>VST - VANITY SINK TOP</u></p> <p>ONE FALSE DRAWER FRONT 14cm H TWO DOORS 50.2cm H</p>	VST60	60	VST95	95
		VST65	65	VST100	100
		VST70	70	VST105	105
		VST75	75	VST110	110
		VST76.2	76.2	VST115	115
		VST80	80	VST120	120
		VST85	85		
		VST90	90		
		VST91.4	91.4		
	<p><u>VSTT - VANITY SINK TOP - TWO FALSE FRONTS</u></p> <p>TWO FALSE DRAWER FRONTS 14cm H TWO DOORS 50.2cm H</p>	VSTT65	65	VSTT100	100
		VSTT70	70	VSTT105	105
		VSTT75	75	VSTT110	110
		VSTT76.2	76.2	VSTT115	115
		VSTT80	80	VSTT120	120
		VSTT85	85		
		VSTT90	90		
		VSTT91.4	91.4		
		VSTT95	95		
<p>AWPM-BS AWPM-NM</p>	<p><u>AWPM - WATER PROTECTION MAT</u></p> <p>TWO WATER PROTECTION MAT COLOURS ARE AVAILABLE. WATER DRIPS WILL BE CONTAINED IN THE SMALL SAUCER SHAPED INDENTATIONS OF THE SURFACE.</p> <p>USE CODE AWPM-BS TO ADD A BRUSHED STAINLESS FINISH MAT TO THE BOTTOM PLATE OF A SV, VST OR VSTT CABINET WITH WHITE or PLATINUM INTERIOR.</p> <p>USE CODE AWPM-NM TO ADD A NATURAL MAPLE FINISHED LOOKING MAT TO THE BOTTOM PLATE OF A SV, VST OR VSTT CABINET WITH CHAMPAGNE or HARDROCK INTERIOR.</p>	AWPM-BS		--	
		AWPM-NM		--	

VANITY SINK - BASE HEIGHT

87H (72H CARCASE + 15H LEGS) X 53D CARCASE



ILLUSTRATION	DESCRIPTION	CODE	width (cm)	CODE	width (cm)
<p>SVBH</p>	<p><u>SVBH - SINK VANITY @ BASE HEIGHT</u></p> <p>ONE DOOR 71.6cm H, HINGED L or R 16cm HIGH SINK SKIRT</p> <p>***TOP HINGE LOWERED TO 23.2cm FROM THE TOP OF THE DOOR***</p> <p>PLEASE SPECIFY L or R HINGE ON ORDERS.</p>	SVBH40	40		
		SVBH45	45		
		SVBH50	50		
		SVBH55	55		
		SVBH60-1	60		
<p>SVBH</p>	<p><u>SVBH - SINK VANITY @ BASE HEIGHT</u></p> <p>TWO DOORS 71.6cm H 16cm HIGH SINK SKIRT</p> <p>***TOP HINGE LOWERED TO 23.2cm FROM THE TOP OF THE DOOR***</p>	SVBH60	60	SVBH95	95
		SVBH65	65	SVBH100	100
		SVBH70	70	SVBH105	105
		SVBH75	75	SVBH110	110
		SVBH76.2	76.2	SVBH115	115
		SVBH80	80	SVBH120	120
		SVBH85	85		
		SVBH90	90		
		SVBH91.4	91.4		
<p>VSTBH</p>	<p><u>VSTBH - VANITY SINK TOP @ BASE HEIGHT</u></p> <p>ONE FALSE DRAWER FRONT 14cm H ONE DOOR 57.2cm H, HINGED L or R</p> <p>PLEASE SPECIFY L or R HINGE ON ORDERS.</p>	VSTBH40	40		
		VSTBH45	45		
		VSTBH50	50		
		VSTBH55	55		
		VSTBH60-1	60		
<p>VSTBH</p>	<p><u>VSTBH - VANITY SINK TOP @ BASE HEIGHT</u></p> <p>ONE FALSE DRAWER FRONT 14cm H TWO DOORS 57.2cm H</p>	VSTBH60	60	VSTBH95	95
		VSTBH65	65	VSTBH100	100
		VSTBH70	70	VSTBH105	105
		VSTBH75	75	VSTBH110	110
		VSTBH76.2	76.2	VSTBH115	115
		VSTBH80	80	VSTBH120	120
		VSTBH85	85		
		VSTBH90	90		
		VSTBH91.4	91.4		
<p>VSTTBH</p>	<p><u>VSTTBH - VANITY SINK TOP @ BASE HEIGHT w/ TWO FALSE FRONTS</u></p> <p>TWO FALSE DRAWER FRONTS 14cm H TWO DOORS 57.2cm H</p>	VSTTBH65	65	VSTTBH100	100
		VSTTBH70	70	VSTTBH105	105
		VSTTBH75	75	VSTTBH110	110
		VSTTBH76.2	76.2	VSTTBH115	115
		VSTTBH80	80	VSTTBH120	120
		VSTTBH85	85		
		VSTTBH90	90		
		VSTTBH91.4	91.4		
		VSTTBH95	95		
<p>AWPM-BS AWPM-NM</p>	<p><u>AWPM - WATER PROTECTION MAT</u></p> <p>TWO WATER PROTECTION MAT COLOURS ARE AVAILABLE. WATER DRIPS WILL BE CONTAINED IN THE SMALL SAUCER SHAPED INDENTATIONS OF THE SURFACE. USE CODE AWPM-BS TO ADD A BRUSHED STAINLESS FINISH MAT TO THE BOTTOM PLATE OF A SVBH, VSTBH OR VSTTBH CABINET WITH WHITE or PLATINUM INTERIOR.</p> <p>USE CODE AWPM-NM TO ADD A NATURAL MAPLE FINISHED LOOKING MAT TO THE BOTTOM PLATE OF A SVBH, VSTBH OR VSTTBH CABINET WITH CHAMPAGNE or HARDROCK INTERIOR.</p>	AWPM-BS	--		
		AWPM-NM	--		

VANITY SINK - STANDARD HEIGHT w/ WATER PROTECTION MAT

80H (65H CARCASE + 15H LEGS) X 53D CARCASE



ILLUSTRATION	DESCRIPTION	CODE	width (cm)	CODE	width (cm)
<p>SVxxWPM</p>	<p><u>SVxxWPM - SINK VANITY w/ WATER PROTECTION MAT</u></p> <p>ONE DOOR 64.6cm H, HINGED L or R 16cm HIGH SINK SKIRT WATER PROTECTION MAT (TO MATCH CARCASE) @ BOTTOM PLATE</p> <p>***TOP HINGE LOWERED TO 23.2cm FROM THE TOP OF THE DOOR***</p> <p>PLEASE SPECIFY L or R HINGE ON ORDERS.</p>	SV40WPM	40		
		SV45WPM	45		
		SV50WPM	50		
		SV55WPM	55		
		SV60-1WPM	60		
<p>SVxxWPM</p>	<p><u>SVxxWPM - SINK VANITY w/ WATER PROTECTION MAT</u></p> <p>TWO DOORS 64.6cm H 16cm HIGH SINK SKIRT</p> <p>WATER PROTECTION MAT (TO MATCH CARCASE) @ BOTTOM PLATE</p> <p>***TOP HINGE LOWERED TO 23.2cm FROM THE TOP OF THE DOOR***</p>	SV60WPM	60	SV95WPM	95
		SV65WPM	65	SV100WPM	100
		SV70WPM	70	SV105WPM	105
		SV75WPM	75	SV110WPM	110
		SV76.2WPM	76.2	SV115WPM	115
		SV80WPM	80	SV120WPM	120
		SV85WPM	85		
		SV90WPM	90		
		SV91.4WPM	91.4		
<p>VSTxxWPM</p>	<p><u>VSTxxWPM - VANITY SINK TOP w/ WATER PROTECTION MAT</u></p> <p>ONE FALSE DRAWER FRONT 14cm H ONE DOOR 50.2cm H, HINGED L or R</p> <p>WATER PROTECTION MAT (TO MATCH CARCASE) @ BOTTOM PLATE</p> <p>PLEASE SPECIFY L or R HINGE ON ORDERS.</p>	VST40WPM	40		
		VST45WPM	45		
		VST50WPM	50		
		VST55WPM	55		
		VST60-1WPM	60		
<p>VSTxxWPM</p>	<p><u>VSTxxWPM - VANITY SINK TOP w/ WATER PROTECTION MAT</u></p> <p>ONE FALSE DRAWER FRONT 14cm H TWO DOORS 50.2cm H</p> <p>WATER PROTECTION MAT (TO MATCH CARCASE) @ BOTTOM PLATE</p>	VST60WPM	60	VST95WPM	95
		VST65WPM	65	VST100WPM	100
		VST70WPM	70	VST105WPM	105
		VST75WPM	75	VST110WPM	110
		VST76.2WPM	76.2	VST115WPM	115
		VST80WPM	80	VST120WPM	120
		VST85WPM	85		
		VST90WPM	90		
		VST91.4WPM	91.4		
<p>VSTTxxWPM</p>	<p><u>VSTTxxWPM - VANITY SINK TOP w/ WATER PROTECTION MAT - TWO FALSE FRONTS</u></p> <p>TWO FALSE DRAWER FRONTS 14cm H TWO DOORS 50.2cm H</p> <p>WATER PROTECTION MAT (TO MATCH CARCASE) @ BOTTOM PLATE</p>	VSTT65WPM	65	VSTT100WPM	100
		VSTT70WPM	70	VSTT105WPM	105
		VSTT75WPM	75	VSTT110WPM	110
		VSTT76.2WPM	76.2	VSTT115WPM	115
		VSTT80WPM	80	VSTT120WPM	120
		VSTT85WPM	85		
		VSTT90WPM	90		
		VSTT91.4WPM	91.4		
		VSTT95WPM	95		
<p>WATER PROTECTION MAT</p>	<p><u>WATER PROTECTION MAT</u></p> <p>TWO WATER PROTECTION MAT COLOURS ARE AVAILABLE. WATER DRIPS WILL BE CONTAINED IN THE SMALL SAUCER SHAPED INDENTATIONS OF THE SURFACE. FACTORY WILL USE A BRUSHED STAINLESS FINISH MAT FOR THE BOTTOM PLATE OF A SV, VST OR VSTT CABINET WITH WHITE or PLATINUM INTERIOR.</p> <p>FACTORY WILL USE A NATURAL MAPLE FINISHED LOOKING MAT FOR THE BOTTOM PLATE OF A SV, VST OR VSTT CABINET WITH CHAMPAGNE or HARDROCK INTERIOR.</p>				

VANITY SINK - BASE HEIGHT w/ WATER PROTECTION MAT

87H (72H CARCASE + 15H LEGS) X 53D CARCASE



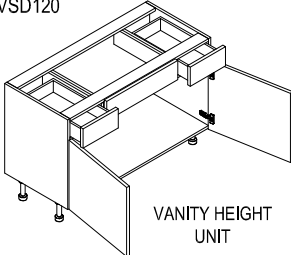
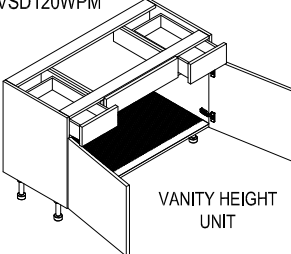
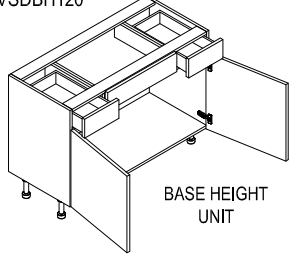
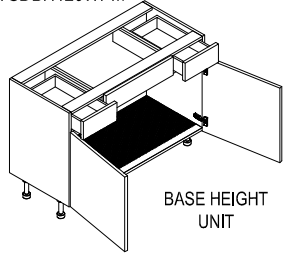

ILLUSTRATION	DESCRIPTION	CODE	width (cm)	CODE	width (cm)
<p>SVBHxxWPM</p>	<p><u>SVBHxxWPM - VANITY SINK BASE @ BASE HEIGHT w/ WATER PROTECTION MAT</u></p> <p>ONE DOOR 71.6cm H, HINGED L or R 16cm HIGH SINK SKIRT</p> <p>WATER PROTECTION MAT (TO MATCH CARCASE) @ BOTTOM PLATE</p> <p>***TOP HINGE LOWERED TO 23.2cm FROM THE TOP OF THE DOOR***</p> <p>PLEASE SPECIFY L or R HINGE ON ORDERS.</p>	SVBH40WPM	40		
		SVBH45WPM	45		
		SVBH50WPM	50		
		SVBH55WPM	55		
		SVBH60-1WPM	60		
<p>SVBHxxWPM</p>	<p><u>SVBHxxWPM - VANITY SINK BASE @ BASE HEIGHT w/ WATER PROTECTION MAT</u></p> <p>TWO DOORS 71.6cm H 16cm HIGH SINK SKIRT</p> <p>WATER PROTECTION MAT (TO MATCH CARCASE) @ BOTTOM PLATE</p> <p>***TOP HINGE LOWERED TO 23.2cm FROM THE TOP OF THE DOOR***</p>	SVBH60WPM	60	SVBH95WPM	95
		SVBH65WPM	65	SVBH100WPM	100
		SVBH70WPM	70	SVBH105WPM	105
		SVBH75WPM	75	SVBH110WPM	110
		SVBH76.2WPM	76.2	SVBH115WPM	115
		SVBH80WPM	80	SVBH120WPM	120
		SVBH85WPM	85		
		SVBH90WPM	90		
		SVBH91.4WPM	91.4		
<p>VSTBHxxWPM</p>	<p><u>VSTBHxxWPM - VANITY SINK TOP @ BASE HEIGHT w/ WATER PROTECTION MAT</u></p> <p>ONE FALSE DRAWER FRONT 14cm H ONE DOOR 57.2cm H, HINGED L or R</p> <p>WATER PROTECTION MAT (TO MATCH CARCASE) @ BOTTOM PLATE</p> <p>PLEASE SPECIFY L or R HINGE ON ORDERS.</p>	VSTBH40WPM	40		
		VSTBH45WPM	45		
		VSTBH50WPM	50		
		VSTBH55WPM	55		
		VSTBH60-1WPM	60		
<p>VSTBHxxWPM</p>	<p><u>VSTBHxxWPM - VANITY SINK TOP @ BASE HEIGHT w/ WATER PROTECTION MAT</u></p> <p>ONE FALSE DRAWER FRONT 14cm H TWO DOORS 57.2cm H</p> <p>WATER PROTECTION MAT (TO MATCH CARCASE) @ BOTTOM PLATE</p>	VSTBH60WPM	60	VSTBH95WPM	95
		VSTBH65WPM	65	VSTBH100WPM	100
		VSTBH70WPM	70	VSTBH105WPM	105
		VSTBH75WPM	75	VSTBH110WPM	110
		VSTBH76.2WPM	76.2	VSTBH115WPM	115
		VSTBH80WPM	80	VSTBH120WPM	120
		VSTBH85WPM	85		
		VSTBH90WPM	90		
		VSTBH91.4WPM	91.4		
<p>VSTTBHxxWPM</p>	<p><u>VSTTBHxxWPM - VANITY SINK TOP @ BASE HEIGHT w/ WATER PROTECTION MAT - TWO FALSE FRONTS</u></p> <p>TWO FALSE DRAWER FRONTS 14cm H TWO DOORS 57.2cm H</p> <p>WATER PROTECTION MAT (TO MATCH CARCASE) @ BOTTOM PLATE</p>	VSTTBH65WPM	65	VSTTBH100WPM	100
		VSTTBH70WPM	70	VSTTBH105WPM	105
		VSTTBH75WPM	75	VSTTBH110WPM	110
		VSTTBH76.2WPM	76.2	VSTTBH115WPM	115
		VSTTBH80WPM	80	VSTTBH120WPM	120
		VSTTBH85WPM	85		
		VSTTBH90WPM	90		
		VSTTBH91.4WPM	91.4		
VSTTBH95WPM	95				
<p>WATER PROTECTION MAT</p>	<p>WATER PROTECTION MAT</p> <p>TWO WATER PROTECTION MAT COLOURS ARE AVAILABLE. WATER DRIPS WILL BE CONTAINED IN THE SMALL SAUCER SHAPED INDENTATIONS OF THE SURFACE. FACTORY WILL USE A BRUSHED STAINLESS FINISH MAT FOR THE BOTTOM PLATE OF A SVBH, VSTBH OR VSTTBH CABINET WITH WHITE or PLATINUM INTERIOR.</p> <p>FACTORY WILL USE A NATURAL MAPLE FINISHED LOOKING MAT FOR THE BOTTOM PLATE OF A SVBH, VSTBH OR VSTTBH CABINET WITH CHAMPAGNE or HARDROCK INTERIOR.</p>				

VANITY SINK w/ TWO TOP DRAWERS

80H (65H CARCASE + 15H LEGS) X 53D CARCASE

87H (72H CARCASE + 15H LEGS) X 53D CARCASE



ILLUSTRATION	DESCRIPTION	CODE	width (cm)
 <p>VANITY HEIGHT UNIT</p>	<p><u>VSD120 - VANITY SINK w/ DRAWERS</u></p> <p>*** 65cm HIGH CARCASE ***</p> <p>TWO DOORS 50.2cm HIGH x 59.6cm WIDE TWO DRAWER FRONTS 14cm HIGH x 29.6cm WIDE ONE FALSE DRAWER FRONT 14cm HIGH x 59.6cm WIDE</p> <p>TWO 30cm WIDE DRAWER SECTIONS ONE 60cm WIDE SINK FRONT SECTION</p>	VSD120	120
 <p>VANITY HEIGHT UNIT</p>	<p><u>VSD120WPM - VANITY SINK w/ DRAWERS & WATER PROTECTION MAT</u></p> <p>*** 65cm HIGH CARCASE ***</p> <p>TWO DOORS 50.2cm HIGH x 59.6cm WIDE TWO DRAWER FRONTS 14cm HIGH x 29.6cm WIDE ONE FALSE DRAWER FRONT 14cm HIGH x 59.6cm WIDE</p> <p>TWO 30cm WIDE DRAWER SECTIONS ONE 60cm WIDE SINK FRONT SECTION</p> <p>WATER PROTECTION MAT (TO MATCH CARCASE) @ BOTTOM PLATE</p>	VSD120WPM	120
 <p>BASE HEIGHT UNIT</p>	<p><u>VSDBH120 - VANITY SINK @ BASE HEIGHT w/ DRAWERS</u></p> <p>*** 72cm HIGH CARCASE ***</p> <p>TWO DOORS 57.2cm HIGH x 59.6cm WIDE TWO DRAWER FRONTS 14cm HIGH x 29.6cm WIDE ONE FALSE DRAWER FRONT 14cm HIGH x 59.6cm WIDE</p> <p>TWO 30cm WIDE DRAWER SECTIONS ONE 60cm WIDE SINK FRONT SECTION</p>	VSDBH120	120
 <p>BASE HEIGHT UNIT</p>	<p><u>VSDBH120WPM - VANITY SINK @ BASE HEIGHT w/ DRAWERS & WATER PROTECTION MAT</u></p> <p>*** 72cm HIGH CARCASE ***</p> <p>TWO DOORS 57.2cm HIGH x 59.6cm WIDE TWO DRAWER FRONTS 14cm HIGH x 29.6cm WIDE ONE FALSE DRAWER FRONT 14cm HIGH x 59.6cm WIDE</p> <p>TWO 30cm WIDE DRAWER SECTIONS ONE 60cm WIDE SINK FRONT SECTION</p> <p>WATER PROTECTION MAT (TO MATCH CARCASE) @ BOTTOM PLATE</p>	VSDBH120WPM	120
 <p>WATER PROTECTION MAT</p>	<p><u>WATER PROTECTION MAT</u></p> <p>TWO WATER PROTECTION MAT COLOURS ARE AVAILABLE. WATER DRIPS WILL BE CONTAINED IN THE SMALL SAUCER SHAPED INDENTATIONS OF THE SURFACE.</p> <p>FACTORY WILL USE A BRUSHED STAINLESS FINISH MAT FOR THE BOTTOM PLATE OF A SV, VST OR VSTT CABINET WITH WHITE or PLATINUM INTERIOR.</p> <p>FACTORY WILL USE A NATURAL MAPLE FINISHED LOOKING MAT FOR THE BOTTOM PLATE OF A SV, VST OR VSTT CABINET WITH CHAMPAGNE or HARDROCK INTERIOR.</p>		

VANITY SINK w/ BOTTOM DRAWER

80H (65H CARCASE + 15H LEGS) X 53D CARCASE



ILLUSTRATION	DESCRIPTION	CODE	width (cm)	CODE	width (cm)
<p>VSBB</p>	<p><u>VSBB - VANITY SINK w/ BOTTOM DRAWER</u></p> <p>ONE DOOR 50.2cm HIGH, HINGED L or R ONE DRAWER FRONT 14cm HIGH ONE 16cm HIGH SINK SKIRT</p> <p>PLEASE SPECIFY L or R HINGE ON ORDERS.</p> <p>***TOP HINGE LOWERED TO 23.2cm FROM THE TOP OF THE DOOR***</p>	VSBB30	30		
		VSBB35	35		
		VSBB40	40		
		VSBB45	45		
		VSBB50	50		
		VSBB55	55		
		VSBB60-1	60		
<p>VSBB</p>	<p><u>VSBB - VANITY SINK w/ BOTTOM DRAWER</u></p> <p>TWO DOORS 50.2cm HIGH ONE DRAWER FRONT 14cm HIGH ONE 16cm HIGH SINK SKIRT</p> <p>**TOP HINGES LOWERED TO 23.2cm FROM THE TOP OF THE DOORS**</p>	VSBB60	60	VSBB95	95
		VSBB65	65	VSBB100	100
		VSBB70	70	VSBB105	105
		VSBB75	75	VSBB110	110
		VSBB76.2	76.2	VSBB115	115
		VSBB80	80	VSBB120	120
		VSBB85	85		
		VSBB90	90		
		VSBB91.4	91.4		
<p>VSBBxxWPM</p>	<p><u>VSBBxxWPM - VANITY SINK w/ BOTTOM DRAWER & WATER PROTECTION MAT</u></p> <p>ONE DOOR 50.2cm HIGH, HINGED L or R ONE DRAWER FRONT 14cm HIGH ONE 16cm HIGH SINK SKIRT</p> <p>PLEASE SPECIFY L or R HINGE ON ORDERS.</p> <p>WATER PROTECTION MAT (TO MATCH CARCASE) @ MID PLATE</p> <p>***TOP HINGE LOWERED TO 23.2cm FROM THE TOP OF THE DOOR***</p>	VSBB30WPM	30		
		VSBB35WPM	35		
		VSBB40WPM	40		
		VSBB45WPM	45		
		VSBB50WPM	50		
		VSBB55WPM	55		
		VSBB60-1WPM	60		
<p>VSBBxxWPM</p>	<p><u>VSBBxxWPM - VANITY SINK w/ BOTTOM DRAWER & WATER PROTECTION MAT</u></p> <p>TWO DOORS 50.2cm HIGH ONE DRAWER FRONT 14cm HIGH ONE 16cm HIGH SINK SKIRT</p> <p>WATER PROTECTION MAT (TO MATCH CARCASE) @ MID PLATE</p> <p>**TOP HINGES LOWERED TO 23.2cm FROM THE TOP OF THE DOORS**</p>	VSBB60WPM	60	VSBB95WPM	95
		VSBB65WPM	65	VSBB100WPM	100
		VSBB70WPM	70	VSBB105WPM	105
		VSBB75WPM	75	VSBB110WPM	110
		VSBB76.2WPM	76.2	VSBB110WPM	115
		VSBB80WPM	80	VSBB120WPM	120
		VSBB85WPM	85		
		VSBB90WPM	90		
		VSBB91.4WPM	91.4		
<p>WATER PROTECTION MAT</p>	<p><u>WATER PROTECTION MAT</u></p> <p>TWO WATER PROTECTION MAT COLOURS ARE AVAILABLE. WATER DRIPS WILL BE CONTAINED IN THE SMALL SAUCER SHAPED INDENTATIONS OF THE SURFACE. FACTORY WILL USE A BRUSHED STAINLESS FINISH MAT FOR THE BOTTOM PLATE OF A SV, VST OR VSTT CABINET WITH WHITE or PLATINUM INTERIOR.</p> <p>FACTORY WILL USE A NATURAL MAPLE FINISHED LOOKING MAT FOR THE BOTTOM PLATE OF A SV, VST OR VSTT CABINET WITH CHAMPAGNE or HARDROCK INTERIOR.</p>				

VANITY SINK - BASE HEIGHT w/ BOTTOM DRAWER

87H (72H CARCASE + 15H LEGS) X 53D CARCASE



ILLUSTRATION	DESCRIPTION	CODE	width (cm)	CODE	width (cm)
<p>VSBBBH</p>	<p><u>VSBBBH - VANITY SINK @ BASE HEIGHT w/ BOTTOM DRAWER</u></p> <p>ONE DOOR 57.2cm HIGH, HINGED L or R ONE DRAWER FRONT 14cm HIGH ONE 16cm HIGH SINK SKIRT</p> <p>PLEASE SPECIFY L or R HINGE ON ORDERS.</p> <p>***TOP HINGE LOWERED TO 23.2cm FROM THE TOP OF THE DOOR***</p>	VSBBBH30	30		
		VSBBBH35	35		
		VSBBBH40	40		
		VSBBBH45	45		
		VSBBBH50	50		
		VSBBBH55	55		
		VSBBBH60-1	60		
<p>VSBBBH</p>	<p><u>VSBBBH - VANITY SINK @ BASE HEIGHT w/ BOTTOM DRAWER</u></p> <p>TWO DOORS 57.2cm HIGH ONE DRAWER FRONT 14cm HIGH ONE 16cm HIGH SINK SKIRT</p> <p>**TOP HINGES LOWERED TO 23.2cm FROM THE TOP OF THE DOORS**</p>	VSBBBH60	60	VSBBBH95	95
		VSBBBH65	65	VSBBBH100	100
		VSBBBH70	70	VSBBBH105	105
		VSBBBH75	75	VSBBBH110	110
		VSBBBH76.2	76.2	VSBBBH115	115
		VSBBBH80	80	VSBBBH120	120
		VSBBBH85	85		
		VSBBBH90	90		
VSBBBH91.4	91.4				
<p>VSBBBHxxWPM</p>	<p><u>VSBBBHxxWPM - VANITY SINK @ BASE HEIGHT w/ BOTTOM DRAWER & WATER PROTECTION MAT</u></p> <p>ONE DOOR 57.2cm HIGH, HINGED L or R ONE DRAWER FRONT 14cm HIGH ONE 16cm HIGH SINK SKIRT</p> <p>PLEASE SPECIFY L or R HINGE ON ORDERS.</p> <p>WATER PROTECTION MAT (TO MATCH CARCASE) @ MID PLATE</p> <p>***TOP HINGE LOWERED TO 23.2cm FROM THE TOP OF THE DOOR***</p>	VSBBBH30WPM	30		
		VSBBBH35WPM	35		
		VSBBBH40WPM	40		
		VSBBBH45WPM	45		
		VSBBBH50WPM	50		
		VSBBBH55WPM	55		
		VSBBBH60-1WPM	60		
<p>VSBBBHxxWPM</p>	<p><u>VSBBBHxxWPM - VANITY SINK @ BASE HEIGHT w/ BOTTOM DRAWER & WATER PROTECTION MAT</u></p> <p>TWO DOORS 57.2cm HIGH ONE DRAWER FRONT 14cm HIGH ONE 16cm HIGH SINK SKIRT</p> <p>WATER PROTECTION MAT (TO MATCH CARCASE) @ MID PLATE</p> <p>**TOP HINGES LOWERED TO 23.2cm FROM THE TOP OF THE DOORS**</p>	VSBBBH60WPM	60	VSBBBH95WPM	95
		VSBBBH65WPM	65	VSBBBH100WPM	100
		VSBBBH70WPM	70	VSBBBH105WPM	105
		VSBBBH75WPM	75	VSBBBH110WPM	110
		VSBBBH76.2WPM	76.2	VSBBBH115WPM	115
		VSBBBH80WPM	80	VSBBBH120WPM	120
		VSBBBH85WPM	85		
		VSBBBH90WPM	90		
VSBBBH91.4WPM	91.4				
<p>WATER PROTECTION MAT</p>	<p><u>WATER PROTECTION MAT</u></p> <p>TWO WATER PROTECTION MAT COLOURS ARE AVAILABLE. WATER DRIPS WILL BE CONTAINED IN THE SMALL SAUCER SHAPED INDENTATIONS OF THE SURFACE. FACTORY WILL USE A BRUSHED STAINLESS FINISH MAT FOR THE BOTTOM PLATE OF A SV, VST OR VSTT CABINET WITH WHITE or PLATINUM INTERIOR.</p> <p>FACTORY WILL USE A NATURAL MAPLE FINISHED LOOKING MAT FOR THE BOTTOM PLATE OF A SV, VST OR VSTT CABINET WITH CHAMPAGNE or HARDROCK INTERIOR.</p>				

VANITY DRAWER 80H (65H CARCASE + 15H LEGS) X 53D CARCASE



ILLUSTRATION	DESCRIPTION	CODE	width (cm)	CODE	width (cm)
<p>VDxx-2L</p>	<p><u>VDxx-2L - VANITY DRAWER -2 LARGE</u></p> <p>65cm HIGH CARCASE + 15cm HIGH ADJUSTABLE LEGS X 53cm DEEP</p> <p>TWO FULL WIDTH EXTRA LARGE DEEP DRAWERS WITH 32.1cm HIGH DRAWER FRONTS</p>	VD20-2L	20		
		VD25-2L	25		
		VD30-2L	30		
		VD35-2L	35		
		VD40-2L	40		
		VD45-2L	45		
		VD50-2L	50		
		VD55-2L	55		
		VD60-2L	60		
<p>VDxx-2L</p>	<p><u>VDxx-2L - VANITY DRAWER -2 LARGE</u></p> <p>65cm HIGH CARCASE + 15cm HIGH ADJUSTABLE LEGS X 53cm DEEP</p> <p>TWO FULL WIDTH EXTRA LARGE DEEP DRAWERS WITH 32.1cm HIGH DRAWER FRONTS</p>	VD65-2L	65	VD100-2L	100
		VD70-2L	70	VD105-2L	105
		VD75-2L	75	VD110-2L	110
		VD76.2-2L	76.2	VD115-2L	115
		VD80-2L	80	VD120-2L	120
		VD85-2L	85		
		VD90-2L	90		
		VD91.4-2L	91.4		
		VD95-2L	95		
		<p>VDR</p>	<p><u>VDR - VANITY DRAWER</u></p> <p>ONE REGULAR FULL WIDTH TOP DRAWER WITH 14cm HIGH DRAWER FRONT OVER</p> <p>ONE REGULAR FULL WIDTH MID. DRAWER WITH 14cm HIGH DRAWER FRONTS OVER</p> <p>ONE FULL WIDTH DEEP BTTM. DRAWER WITH 35.8cm HIGH DRAWER FRONT</p>	VDR20	20
VDR25	25				
VDR30	30				
VDR35	35				
VDR40	40				
VDR45	45				
VDR50	50				
VDR55	55				
VDR60	60				
<p>VDR</p>	<p><u>VDR - VANITY DRAWER</u></p> <p>TWO REGULAR 1/2 WIDTH TOP DRAWERS WITH 14cm HIGH DRAWER FRONTS OVER</p> <p>ONE REGULAR FULL WIDTH MID DRAWER WITH 14cm HIGH DRAWER FRONT OVER</p> <p>ONE FULL WIDTH DEEP BTTM. DRAWER WITH 35.8cm HIGH DRAWER FRONT</p>	VDR65	65	VDR100	100
		VDR70	70	VDR105	105
		VDR75	75	VDR110	110
		VDR76.2	76.2	VDR115	115
		VDR80	80	VDR120	120
		VDR85	85		
		VDR90	90		
		VDR91.4	91.4		
		VDR95	95		
<p>VDRS</p>	<p><u>VDRS - VANITY DRAWER SINGLE @ TOP</u></p> <p>ONE REGULAR FULL WIDTH TOP DRAWER WITH 14cm HIGH DRAWER FRONT OVER</p> <p>ONE REGULAR FULL WIDTH MID. DRAWER WITH 14cm HIGH DRAWER FRONT OVER</p> <p>ONE FULL WIDTH DEEP BTTM. DRAWER WITH 35.8cm HIGH DRAWER FRONT</p>	VDRS65	65	VDRS100	100
		VDRS70	70	VDRS105	105
		VDRS75	75	VDRS110	110
		VDRS76.2	76.2	VDRS115	115
		VDRS80	80	VDRS120	120
		VDRS85	85		
		VDRS90	90		
		VDRS91.4	91.4		
		VDRS95	95		

VANITY DRAWER - BASE HEIGHT

87H (72H CARCASE + 15H LEGS) X 53D CARCASE



ILLUSTRATION	DESCRIPTION	CODE	width (cm)	CODE	width (cm)
<p>VDBHxx-2L</p>	<p><u>VDBHxx-2L - VANITY DRAWER @ BASE HEIGHT -2 LARGE</u></p> <p>72cm HIGH CARCASE + 15cm HIGH ADJUSTABLE LEGS X 53cm DEEP</p> <p>TWO FULL WIDTH EXTRA LARGE DEEP DRAWERS WITH 35.6cm HIGH DRAWER FRONTS</p>	VDBH20-2L	20		
		VDBH25-2L	25		
		VDBH30-2L	30		
		VDBH35-2L	35		
		VDBH40-2L	40		
		VDBH45-2L	45		
		VDBH50-2L	50		
		VDBH55-2L	55		
		VDBH60-2L	60		
<p>VDBHxx-2L</p>	<p><u>VDBHxx-2L - VANITY DRAWER @ BASE HEIGHT -2 LARGE</u></p> <p>72cm HIGH CARCASE + 15cm HIGH ADJUSTABLE LEGS X 53cm DEEP</p> <p>TWO FULL WIDTH EXTRA LARGE DEEP DRAWERS WITH 35.6cm HIGH DRAWER FRONTS</p>	VDBH65-2L	65	VDBH100-2L	100
		VDBH70-2L	70	VDBH105-2L	105
		VDBH75-2L	75	VDBH110-2L	110
		VDBH76.2-2L	76.2	VDBH115-2L	115
		VDBH80-2L	80	VDBH120-2L	120
		VDBH85-2L	85		
		VDBH90-2L	90		
		VDBH91.4-2L	91.4		
		VDBH95-2L	95		
<p>VDBHxx-2M1L</p>	<p><u>VDBHxx-2M1L - VANITY DRAWER @ BASE HEIGHT-2M1L</u></p> <p>TWO FULL WIDTH MEDIUM DRAWERS w/ 17.6cm HIGH DRAWER FRONTS OVER</p> <p>ONE FULL WIDTH EXTRA DEEP DRAWER w/ 35.6cm HIGH DRAWER FRONT</p>	VDBH20-2M1L	20		
		VDBH25-2M1L	25		
		VDBH30-2M1L	30		
		VDBH35-2M1L	35		
		VDBH40-2M1L	40		
		VDBH45-2M1L	45		
		VDBH50-2M1L	50		
		VDBH55-2M1L	55		
		VDBH60-2M1L	60		
<p>VDBHxx-2M1L</p>	<p><u>VDBHxx-2M1L - VANITY DRAWER @ BASE HEIGHT-2M1L</u></p> <p>TWO FULL WIDTH MEDIUM DRAWERS WITH 17.6cm HIGH DRAWER FRONTS OVER</p> <p>ONE FULL WIDTH EXTRA DEEP DRAWER WITH 35.6cm HIGH DRAWER FRONT</p>	VDBH65-2M1L	65	VDBH100-2M1L	100
		VDBH70-2M1L	70	VDBH105-2M1L	105
		VDBH75-2M1L	75	VDBH110-2M1L	110
		VDBH76.2-2M1L	76.2	VDBH115-2M1L	115
		VDBH80-2M1L	80	VDBH120-2M1L	120
		VDBH85-2M1L	85		
		VDBH90-2M1L	90		
		VDBH91.4-2M1L	91.4		
		VDBH95-2M1L	95		
<p>VDRBH</p>	<p><u>VDRBH - VANITY DRAWER @ BASE HEIGHT</u></p> <p>ONE REGULAR FULL WIDTH TOP DRAWER WITH 14cm HIGH DRAWER FRONT OVER</p> <p>TWO FULL WIDTH DEEP DRAWERS WITH 28.4cm HIGH DRAWER FRONTS</p>	VDRBH20	20		
		VDRBH25	25		
		VDRBH30	30		
		VDRBH35	35		
		VDRBH40	40		
		VDRBH45	45		
		VDRBH50	50		
		VDRBH55	55		
		VDRBH60	60		
<p>VDRBH</p>	<p><u>VDRBH - VANITY DRAWER @ BASE HEIGHT</u></p> <p>TWO REGULAR 1/2 WIDTH TOP DRAWERS WITH 14cm HIGH DRAWER FRONTS OVER</p> <p>TWO FULL WIDTH DEEP DRAWERS WITH 28.4cm HIGH DRAWER FRONTS</p>	VDRBH65	65	VDRBH100	100
		VDRBH70	70	VDRBH105	105
		VDRBH75	75	VDRBH110	110
		VDRBH76.2	76.2	VDRBH115	115
		VDRBH80	80	VDRBH120	120
		VDRBH85	85		
		VDRBH90	90		
		VDRBH91.4	91.4		
		VDRBH95	95		

VANITY DRAWER - BASE HEIGHT

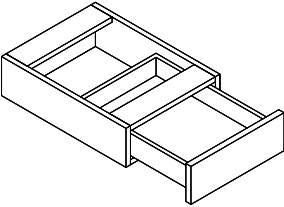
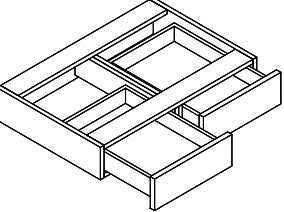
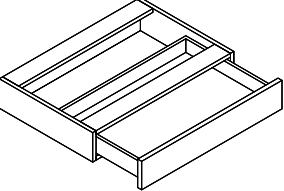
87H (72H CARCASE + 15H LEGS) X 53D CARCASE



ILLUSTRATION	DESCRIPTION	CODE	width (cm)	CODE	width (cm)
<p>VDRSBH</p>	<p><u>VDRSBH - VANITY DRAWER BASE HEIGHT SINGLE @ TOP</u></p> <p>ONE REGULAR FULL WIDTH TOP DRAWER WITH 14cm HIGH DRAWER FRONT OVER TWO FULL WIDTH DEEP DRAWERS WITH 28.4cm HIGH DRAWER FRONTS</p>	VDRSBH65	65	VDRSBH100	100
		VDRSBH70	70	VDRSBH105	105
		VDRSBH75	75	VDRSBH110	110
		VDRSBH76.2	76.2	VDRSBH115	115
		VDRSBH80	80	VDRSBH120	120
		VDRSBH85	85		
		VDRSBH90	90		
		VDRSBH91.4	91.4		
		VDRSBH95	95		
<p>VDBHxx-4</p>	<p><u>VDBHxx-4 - VANITY DRAWER-4 @ BASE HEIGHT</u></p> <p>THREE REGULAR FULL WIDTH DRAWERS WITH 14cm HIGH DRAWER FRONTS OVER ONE FULL WIDTH DEEP DRAWER WITH 28.4cm HIGH DRAWER FRONT</p>	VDBH20-4	20		
		VDBH25-4	25		
		VDBH30-4	30		
		VDBH35-4	35		
		VDBH40-4	40		
		VDBH45-4	45		
		VDBH50-4	50		
		VDBH55-4	55		
		VDBH60-4	60		
<p>VDBHxx-4</p>	<p><u>VDBHxx-4 - VANITY DRAWER-4 @ BASE HEIGHT</u></p> <p>THREE REGULAR FULL WIDTH DRAWERS WITH 14cm HIGH DRAWER FRONTS OVER ONE FULL WIDTH DEEP DRAWER WITH 28.4cm HIGH DRAWER FRONT</p>	VDBH65-4	65	VDBH100-4	100
		VDBH70-4	70	VDBH105-4	105
		VDBH75-4	75	VDBH110-4	110
		VDBH76.2-4	76.2	VDBH115-4	115
		VDBH80-4	80	VDBH120-4	120
		VDBH85-4	85		
		VDBH90-4	90		
		VDBH91.4-4	91.4		
		VDBH95-4	95		
<p>VDBHxx-5</p>	<p><u>VDBHxx-5 - VANITY DRAWER-5 @ BASE HEIGHT</u></p> <p>FIVE REGULAR FULL WIDTH DRAWERS WITH 14cm HIGH DRAWER FRONTS</p>	VDBH20-5	20		
		VDBH25-5	25		
		VDBH30-5	30		
		VDBH35-5	35		
		VDBH40-5	40		
		VDBH45-5	45		
		VDBH50-5	50		
		VDBH55-5	55		
		VDBH60-5	60		
<p>VDBHxx-5</p>	<p><u>VDBHxx-5 - VANITY DRAWER-5 @ BASE HEIGHT</u></p> <p>FIVE REGULAR FULL WIDTH DRAWERS WITH 14cm HIGH DRAWER FRONTS</p>	VDBH65-5	65	VDBH100-5	100
		VDBH70-5	70	VDBH105-5	105
		VDBH75-5	75	VDBH110-5	110
		VDBH76.2-5	76.2	VDBH115-5	115
		VDBH80-5	80	VDBH120-5	120
		VDBH85-5	85		
		VDBH90-5	90		
		VDBH91.4-5	91.4		
		VDBH95-5	95		

VANITY DESK DRAWER 14.4H X 53D CARCASE



ILLUSTRATION	DESCRIPTION	CODE	width (cm)	CODE	width (cm)
VDK 	<p><u>VDK - VANITY DESK DRAWER</u></p> <p>14.4cm HIGH X 53cm DEEP CARCASE 50cm LONG DRAWER GLIDES</p> <p>ONE REGULAR FULL WIDTH DRAWER WITH 14cm HIGH DRAWER FRONT</p>	VDK20	20		
		VDK25	25		
		VDK30	30		
		VDK35	35		
		VDK40	40		
		VDK45	45		
		VDK50	50		
		VDK55	55		
		VDK60	60		
VDK 	<p><u>VDK - VANITY DESK DRAWER</u></p> <p>14.4cm HIGH X 53cm DEEP CARCASE 50cm LONG DRAWER GLIDES</p> <p>TWO REGULAR HALF-WIDTH DRAWERS WITH 14cm HIGH DRAWER FRONTS</p>	VDK65	65	VDK100	100
		VDK70	70	VDK105	105
		VDK75	75	VDK110	110
		VDK76.2	76.2	VDK115	115
		VDK80	80	VDK120	120
		VDK85	85		
		VDK90	90		
		VDK91.4	91.4		
		VDK95	95		
VDKS 	<p><u>VDKS - VANITY DESK DRAWER SINGLE</u></p> <p>14.4cm HIGH X 53cm DEEP CARCASE 50cm LONG DRAWER GLIDES</p> <p>ONE REGULAR FULL WIDTH DRAWER WITH 14cm HIGH DRAWER FRONT</p>	VDKS65	65	VDKS100	100
		VDKS70	70	VDKS105	105
		VDKS75	75	VDKS110	110
		VDKS76.2	76.2	VDKS115	115
		VDKS80	80	VDKS120	120
		VDKS85	85		
		VDKS90	90		
		VDKS91.4	91.4		
		VDKS95	95		

VANITY SUSPENDED 43.2cm HIGH x 53cm DEEP CARCASE



ILLUSTRATION	DESCRIPTION	CODE	width (cm)	CODE	width (cm)		
<p>VxxS</p>	<p><u>VxxS - VANITY SUSPENDED</u></p> <p>ONE DOOR 42.8cm H, HINGED L or R</p> <p>REINFORCED SOLID BACK PANEL FULL TOP PLATE</p> <p>PLEASE SPECIFY L or R HINGE ON ORDERS.</p>	V15S	15				
		V20S	20				
		V25S	25				
		V30S	30				
		V35S	35				
		V40S	40				
		V45S	45				
		V50S	50				
		V55S	55				
		V60S-1	60				
		<p>VxxS</p>	<p><u>VxxS - VANITY SUSPENDED</u></p> <p>TWO DOORS 42.8cm H</p> <p>REINFORCED SOLID BACK PANEL FULL TOP PLATE</p>	V60S	60	V95S	95
V65S	65			V100S	100		
V70S	70			V105S	105		
V75S	75			V110S	110		
V76.2S	76.2			V115S	115		
V80S	80			V120S	120		
V85S	85						
V90S	90						
V91.4S	91.4						
<p>VPOxxS</p>	<p><u>VPOxxS - VANITY PULL OUT SUSPENDED</u></p> <p>ONE DOOR 42.8cm H, HINGED L or R TWO SHALLOW PULL OUT DRAWERS</p> <p>REINFORCED SOLID BACK PANEL FULL TOP PLATE</p> <p>PLEASE SPECIFY L or R HINGE ON ORDERS.</p>			VPO25S	25		
				VPO30S	30		
		VPO35S	35				
		VPO40S	40				
		VPO45S	45				
		VPO50S	50				
		VPO55S	55				
VPO60S-1	60						
<p>VPOxxS</p>	<p><u>VPOxxS - VANITY PULL OUT SUSPENDED</u></p> <p>TWO DOORS 42.8cm H TWO SHALLOW PULL OUT DRAWERS</p> <p>REINFORCED SOLID BACK PANEL FULL TOP PLATE</p>	VPO60S	60	VPO95S	95		
		VPO65S	65	VPO100S	100		
		VPO70S	70	VPO105S	105		
		VPO75S	75	VPO110S	110		
		VPO76.2S	76.2	VPO115S	115		
		VPO80S	80	VPO120S	120		
		VPO85S	85				
		VPO90S	90				
		VPO91.4S	91.4				
		<p>VxxS2</p>	<p><u>VxxS2 - VANITY SUSPENDED 2 DRAWER</u></p> <p>ONE REGULAR DRAWER WITH 14cm HIGH DRAWER FRONT OVER ONE DEEP DRAWER WITH 28.4cm HIGH DRAWER FRONT</p> <p>REINFORCED SOLID BACK PANEL FULL TOP PLATE</p>	V20S2	20		
V25S2	25						
V30S2	30						
V35S2	35						
V40S2	40						
V45S2	45						
V50S2	50						
V55S2	55						
V60S2	60						
<p>VxxS2</p>	<p><u>VxxS2 - VANITY SUSPENDED 2 DRAWER</u></p> <p>ONE REGULAR FULL WIDTH DRAWER WITH 14cm HIGH DRAWER FRONT OVER ONE FULL WIDTH DEEP DRAWER WITH 28.4cm HIGH DRAWER FRONT</p> <p>REINFORCED SOLID BACK PANEL FULL TOP PLATE</p>	V65S2	65	V100S2	100		
		V70S2	70	V105S2	105		
		V75S2	75	V110S2	110		
		V76.2S2	76.2	V115S2	115		
		V80S2	80	V120S2	120		
		V85S2	85				
		V90S2	90				
		V91.4S2	91.4				
		V95S2	95				

VANITY SUSPENDED 43.2cm HIGH x 53cm DEEP CARCASE



ILLUSTRATION	DESCRIPTION	CODE	width (cm)	CODE	width (cm)
<p>VxxS3</p>	<p><u>VxxS3 - VANITY SUSPENDED 3 DRAWER</u></p> <p>THREE REGULAR DRAWERS WITH 14cm HIGH DRAWER FRONTS</p> <p>REINFORCED SOLID BACK PANEL FULL TOP PLATE</p>	V20S3	20		
		V25S3	25		
		V30S3	30		
		V35S3	35		
		V40S3	40		
		V45S3	45		
		V50S3	50		
		V55S3	55		
		V60S3	60		
<p>VxxS3</p>	<p><u>VxxS3 - VANITY SUSPENDED 3 DRAWER</u></p> <p>THREE FULL WIDTH REGULAR DRAWERS WITH 14cm HIGH DRAWER FRONTS</p> <p>REINFORCED SOLID BACK PANEL FULL TOP PLATE</p>	V65S3	65	V100S3	100
		V70S3	70	V105S3	105
		V75S3	75	V110S3	110
		V76.2S3	76.2	V115S3	115
		V80S3	80	V120S3	120
		V85S3	85		
		V90S3	90		
		V91.4S3	91.4		
		V95S3	95		
<p>VxxS2EQ</p>	<p><u>VxxS2EQ - VANITY SUSPENDED 2-EQUAL DRAWERS</u></p> <p>TWO REGULAR DRAWERS WITH 21.2cm HIGH DRAWER FRONTS</p> <p>REINFORCED SOLID BACK PANEL FULL TOP PLATE</p>	V20S2EQ	20		
		V25S2EQ	25		
		V30S2EQ	30		
		V35S2EQ	35		
		V40S2EQ	40		
		V45S2EQ	45		
		V50S2EQ	50		
		V55S2EQ	55		
		V60S2EQ	60		
<p>VxxS2EQ</p>	<p><u>VxxS2EQ - VANITY SUSPENDED 2-EQUAL DRAWERS</u></p> <p>TWO REGULAR DRAWERS WITH 21.2cm HIGH DRAWER FRONTS</p> <p>REINFORCED SOLID BACK PANEL FULL TOP PLATE</p>	V65S2EQ	65	V100S2EQ	100
		V70S2EQ	70	V105S2EQ	105
		V75S2EQ	75	V110S2EQ	110
		V76.2S2EQ	76.2	V115S2EQ	115
		V80S2EQ	80	V120S2EQ	120
		V85S2EQ	85		
		V90S2EQ	90		
		V91.4S2EQ	91.4		
		V95S2EQ	95		
<p>ARM106</p>	<p><u>ARM106 - RUBBER MAT</u></p> <p>USE CODE ARM106 TO ADD A RUBBER MAT TO THE BOTTOM OF A PULL OUT SHELF, DRAWER OR BOTTOM PLATE.</p> <p>TWO RUBBER MAT COLOURS ARE AVAILABLE.</p> <p>BEIGE (ARM106BE) FOR CHAMPAGNE and HARDROCK LPL CARCASE OR GREY (ARM106GR) FOR PLATINUM and WHITE LPL CARCASE</p>				
				ARM106BE	-
				ARM106GR	-
	<p><u>SUSPENDED CABINET NOTES</u></p> <p>FOR ADDITIONAL SUSPENDED CABINET CONFIGURATIONS SEE THE FOLLOWING SECTIONS;</p> <p>BASE ANGLE RADIUS OPEN SHELF</p> <p>SUSPENDED CABINETS HAVE A REINFORCED SOLID BACK PANEL AND TOP PLATE WHICH ARE DESIGNED TO HANDLE THE EXTRA LOADS EXERTED ON THE CABINET BY CONTENTS AND COUNTERTOP.</p>				