
TABLE OF CONTENTS

20.02	TRADITIONAL HOODS w/ M1 MOULDING
20.05	TRADITIONAL HOODS w/ M2 MOULDING
20.08	DECORATOR HOODS
20.08	HOOD VALANCES
20.09	DECORATIVE HOODS w/ DOOR DESIGN
20.11	HOOD VALANCES - CARVED
20.12	VINTAGE HOODS
20.14	VINTAGE HOODS w/ FLORAL ONLAY
20.15	VINTAGE HOODS w/ GRAPE ONLAY
20.16	VINTAGE HOODS w/ CARVED VALANCE
20.17	STAINLESS STEEL HOODS w/ EXHAUST FAN
20.18	HOOD LINERS & EHAUST FANS

HOODS - TRADITIONAL

M1



OAK, MAPLE & MDF


illustration	description	cube	cm	inches	code
	Traditional Hood 35.5 cm deep				
	Overall Depth 50 cm	15	80	31 1/2	HOA8077
	Gable Height 77 cm	18	90	35 1/2	HOA9077
	Applied M1 Moulding Plain Valance Front	20	100	39 3/8	HOA10077
	Traditional Hood 35.5 cm deep				
	Overall Depth 50 cm	15	80	31 1/2	HOB8077
	Gable Height 77 cm	18	90	35 1/2	HOB9077
	Tongue & Groove Panel Plain Valance Front	20	100	39 3/8	HOB10077
	Traditional Hood 35.5 cm deep				
	Overall Depth 50 cm	15	80	31 1/2	HOC8077
	Gable Height 77 cm	18	90	35 1/2	HOC9077
	Tongue & Groove Panel Carved Valance Front	20	100	39 3/8	HOC10077
	Traditional Hood 35.5 cm deep				
	Overall Depth 50 cm	15	80	31 1/2	HOA8090
	Gable Height 90 cm	18	90	35 1/2	HOA9090
	Applied M1 Moulding Plain Valance Front	20	100	39 3/8	HOA10090
	Traditional Hood 35.5 cm deep				
	Overall Depth 50 cm	15	80	31 1/2	HOB8090
	Gable Height 90 cm	18	90	35 1/2	HOB9090
	Tongue & Groove Panel Plain Valance Front	20	100	39 3/8	HOB10090
	Traditional Hood 35.5 cm deep				
	Overall Depth 50 cm	15	80	31 1/2	HOC8090
	Gable Height 90 cm	18	90	35 1/2	HOC9090
	Tongue & Groove Panel Carved Valance Front	20	100	39 3/8	HOC10090

HOODS - TRADITIONAL

M1



OAK, MAPLE & MDF

illustration	description	cube	cm	inches	code
	Traditional Hood 35.5 cm deep Overall Depth 50 cm Specify Gable Height From 104 to 120 cm	20	100	39 3/8	HOA100
	Applied M1 Moulding 	21	110	43 3/8	HOA110
	Plain Valance Front	24	120	47 1/4	HOA120
	Traditional Hood 35.5 cm deep Overall Depth 50 cm Specify Gable Height From 104 to 120 cm	20	100	39 3/8	HOB100
	Tongue & Groove Panel	21	110	43 3/8	HOB110
	Plain Valance Front	24	120	47 1/4	HOB120
	Traditional Hood 35.5 cm deep Overall Depth 50 cm Specify Gable Height From 104 to 120 cm	20	100	39 3/8	HOC100
	Tongue & Groove Panel	21	110	43 3/8	HOC110
	Carved Valance Front	24	120	47 1/4	HOC120

HOODS - TRADITIONAL w/ DOOR DESIGN

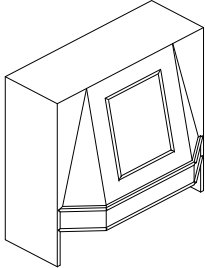
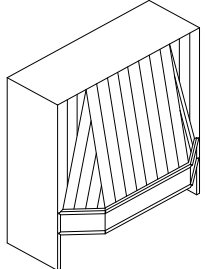
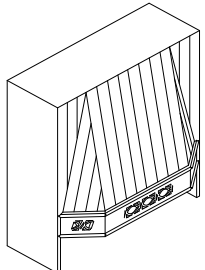
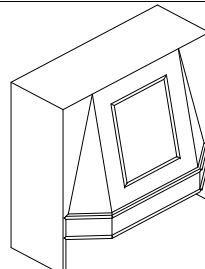
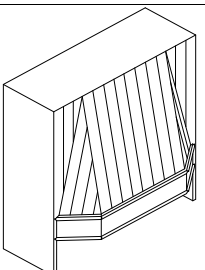
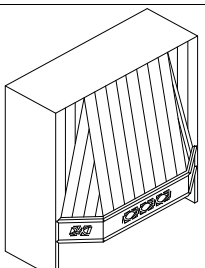


OAK, MAPLE & MDF

illustration	description	cube	cm	inches	code
	Traditional Hood 35.5 cm deep				
	Overall Depth 50 cm	15	80	31 1/2	HOD8077
	Gable Height 77 cm	18	90	35 1/2	HOD9077
		20	100	39 3/8	HOD10077
	Traditional Hood 35.5 cm deep				
	Overall Depth 50 cm	15	80	31 1/2	HOE8077
	Gable Height 77 cm	18	90	35 1/2	HOE9077
		20	100	39 3/8	HOE10077
	Traditional Hood 35.5 cm deep				
	Overall Depth 50 cm	15	80	31 1/2	HOD8090
	Gable Height 90 cm	18	90	35 1/2	HOD9090
		20	100	39 3/8	HOD10090
	Traditional Hood 35.5 cm deep				
	Overall Depth 50 cm	15	80	31 1/2	HOE8090
	Gable Height 90 cm	18	90	35 1/2	HOE9090
		20	100	39 3/8	HOE10090
	Traditional Hood 35.5 cm deep				
	Overall Depth 50 cm	20	100	39 3/8	HOD100
	Specify Gable Height From 104 to 120 cm	21	110	43 3/8	HOD110
		24	120	47 1/4	HOD120
	Traditional Hood 35.5 cm deep				
	Overall Depth 50 cm	20	100	39 3/8	HOE100
	Specify Gable Height From 104 to 120 cm	21	110	43 3/8	HOE110
		24	120	47 1/4	HOE120

HOODS - TRADITIONAL

M2  OAK, MAPLE, CHERRY & MDF

illustration	description	cube	cm	inches	code
	Traditional Hood 35.5 cm deep				
	Overall Depth 50 cm	15	80	31 1/2	HOF8077
	Gable Height 77 cm	18	90	35 1/2	HOF9077
	Applied Beaded Moulding Plain Valance Front	20	100	39 3/8	HOF10077
	Traditional Hood 35.5 cm deep				
	Overall Depth 50 cm	15	80	31 1/2	HOG8077
	Gable Height 77 cm	18	90	35 1/2	HOG9077
	Tongue & Groove Panel Plain Valance Front	20	100	39 3/8	HOG10077
	Traditional Hood 35.5 cm deep				
	Overall Depth 50 cm	15	80	31 1/2	HOH8077
	Gable Height 77 cm	18	90	35 1/2	HOH9077
	Tongue & Groove Panel Carved Valance Front	20	100	39 3/8	HOH10077
	Traditional Hood 35.5 cm deep				
	Overall Depth 50 cm	15	80	31 1/2	HOF8090
	Gable Height 90 cm	18	90	35 1/2	HOF9090
	Applied Beaded Moulding Plain Valance Front	20	100	39 3/8	HOF10090
	Traditional Hood 35.5 cm deep				
	Overall Depth 50 cm	15	80	31 1/2	HOG8090
	Gable Height 90 cm	18	90	35 1/2	HOG9090
	Tongue & Groove Panel Plain Valance Front	20	100	39 3/8	HOG10090
	Traditional Hood 35.5 cm deep				
	Overall Depth 50 cm	15	80	31 1/2	HOH8090
	Gable Height 90 cm	18	90	35 1/2	HOH9090
	Tongue & Groove Panel Carved Valance Front	20	100	39 3/8	HOH10090

HOODS - TRADITIONAL

M2  OAK, MAPLE, CHERRY & MDF



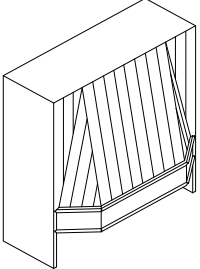
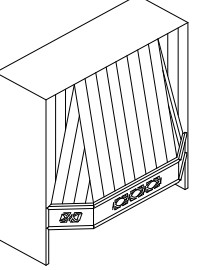
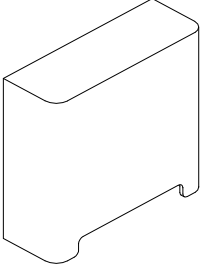
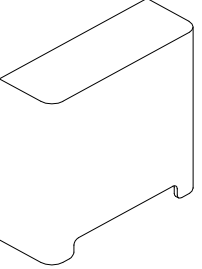
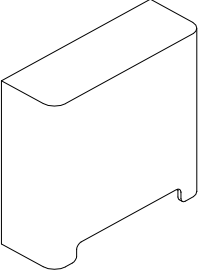
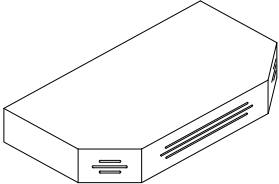
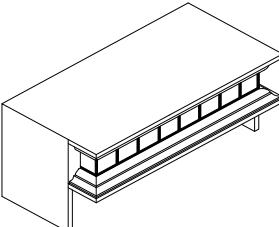
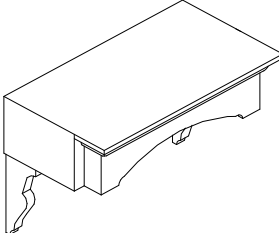
illustration	description	cube	cm	inches	code
	Traditional Hood 35.5 cm deep Overall Depth 50 cm Specify Gable Height From 104 to 120 cm	20	100	39 3/8	HOF100
		21	110	43 3/8	HOF110
		24	120	47 1/4	HOF120
	Applied M2 Moulding  Plain Valance Front				
	Traditional Hood 35.5 cm deep Overall Depth 50 cm Specify Gable Height From 104 to 120 cm	20	100	39 3/8	HOG100
		21	110	43 3/8	HOG110
		24	120	47 1/4	HOG120
	Tongue & Groove Panel Plain Valance Front				
	Traditional Hood 35.5 cm deep Overall Depth 50 cm Specify Gable Height From 104 to 120 cm	20	100	39 3/8	HOH100
		21	110	43 3/8	HOH110
		24	120	47 1/4	HOH120
	Tongue & Groove Panel Carved Valance Front				

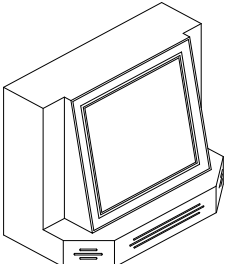
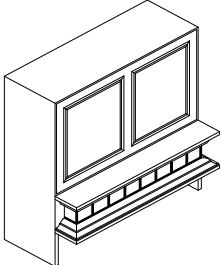
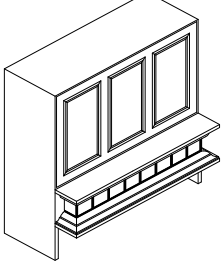
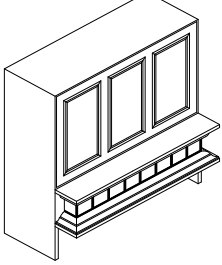
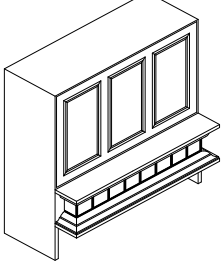


illustration	description	cube	cm	inches	code
	Traditional Hood 35.5 cm deep				
	Overall Depth 50 cm	15	80	31 1/2	HOJ8077
	Gable Height 77 cm	18	90	35 1/2	HOJ9077
		20	100	39 3/8	HOJ10077
	Traditional Hood 35.5 cm deep				
	Overall Depth 50 cm	15	80	31 1/2	HOK8077
	Gable Height 77 cm	18	90	35 1/2	HOK9077
		20	100	39 3/8	HOK10077
	Traditional Hood 35.5 cm deep				
	Overall Depth 50 cm	15	80	31 1/2	HOJ8090
	Gable Height 90 cm	18	90	35 1/2	HOJ9090
		20	100	39 3/8	HOJ10090
	Traditional Hood 35.5 cm deep				
	Overall Depth 50 cm	15	80	31 1/2	HOK8090
	Gable Height 90 cm	18	90	35 1/2	HOK9090
		20	100	39 3/8	HOK10090
	Traditional Hood 35.5 cm deep				
	Overall Depth 50 cm	20	100	39 3/8	HOJ100
	Specify Gable Height From 104 to 120 cm	21	110	43 3/8	HOJ110
		24	120	47 1/4	HOJ120
	Traditional Hood 35.5 cm deep				
	Overall Depth 50 cm	20	100	39 3/8	HOK100
	Specify Gable Height From 104 to 120 cm	21	110	43 3/8	HOK110
		24	120	47 1/4	HOK120


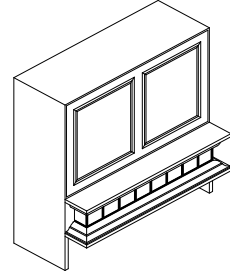
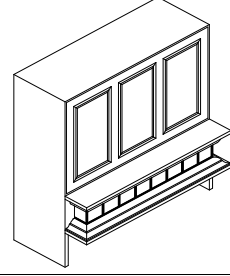
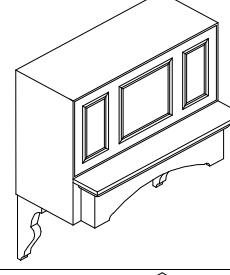
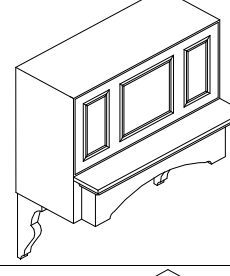
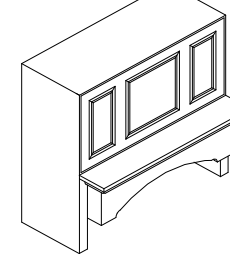
DECORATOR HOODS & HOOD VALANCES

illustration	description	cube	cm	inches	code
	Decorator Hood				
	Overall Depth 43 cm	10	60	23 5/8	HOL6077
	Gable Height 77 cm	12	70	27 5/8	HOL7077
	7.5 cm Radius Corners	15	80	31 1/2	HOL8077
	Decorator Hood				
	Overall Depth 43 cm	12	70	27 5/8	HOL7090
	Gable Height 90 cm	15	80	31 1/2	HOL8090
	7.5 cm Radius Corners	18	90	35 1/2	HOL9090
	Decorator Hood				
	Overall Depth 43 cm	15	80	31 1/2	HOL80
	Specify Gable Height From 104 to 120 cm	18	90	35 1/2	HOL90
	7.5 cm Radius Corners	20	100	39 3/8	HOL100
	Hood Valance 15 cm h. X 35.5 cm deep	2	80	31 1/2	HOMV80
	Overall Depth 50 cm	2	90	35 1/2	HOMV90
	Fluted Front	3	100	39 3/8	HOMV100
		3	110	43 3/8	HOMV110
		4	120	47 1/4	HOMV120
	Hood Valance 24 cm h. X 50.5 cm deep	3	80	31 1/2	HONV80
	Overall Height 46 cm	3	90	35 1/2	HONV90
	Plain Valance Prepared for Tiles by Others, Specify Size	4	100	39 3/8	HONV100
		4	110	43 3/8	HONV110
		5	120	47 1/4	HONV120
	Hood Valance 26 cm h. X 50.5 cm deep	3	90	35 1/2	HOPV90
	Arched Valance w/ Decorative Support Brackets - 37cm h. ** Skin Gables of Adjacent Cabinets **	4	100	39 3/8	HOPV100
		4	110	43 3/8	HOPV110
		5	120	47 1/4	HOPV120

HOODS - DECORATIVE w/ DOOR DESIGN

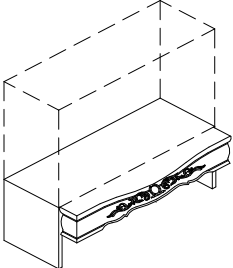
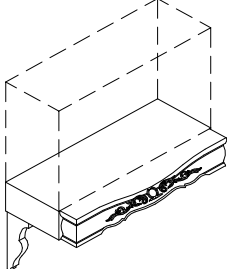
illustration	description	cube	cm	inches	code
	Decorative Hood				
	Overall Depth 50 cm	15	80	31 1/2	HOM8090
	Gable Height 90 cm	18	90	35 1/2	HOM9090
	20	100	39 3/8	HOM10090	
	Decorative Hood 35.5 cm deep				
	Overall Depth 50 cm				
	Gable Height 90 cm	15	80	31 1/2	HON8090-2
	18	90	35 1/2	HON9090-2	
	One Door Design Panel to Look As Two	20	100	39 3/8	HON10090-2
	Plain Valance				
	Prepared for Tiles by Others, Specify Size				
	Decorative Hood 35.5 cm deep				
	Overall Depth 50 cm				
	Gable Height 90 cm	20	100	39 3/8	HON10090-3
	21	110	43 3/8	HON11090-3	
	One Door Design Panel to Look As Three	24	120	47 1/4	HON12090-3
	Plain Valance				
	Prepared for Tiles by Others, Specify Size				

HOODS - DECORATIVE w/ DOOR DESIGN

illustration	description	cube	cm	inches	code
	Decorative Hood				
	Overall Depth 50 cm	15	80	31 1/2	HOM80
	Specify Gable Height From 104 to 120 cm	18	90	35 1/2	HOM90
		20	100	39 3/8	HOM100
	Door Design Panel And Fluted Valance Skin Gables of Adjacent Cabinets				
	Decorative Hood 35.5 cm d.				
	Overall Depth 50 cm				
	Specify Gable Height From 104 to 120 cm	15	80	31 1/2	HON80-2
		18	90	35 1/2	HON90-2
	One Door Design Panel to Look As Two Plain Valance	20	100	39 3/8	HON100-2
	Prepared for Tiles by Others, Specify Size				
	Decorative Hood 35.5 cm d.				
	Overall Depth 50 cm				
	Specify Gable Height From 104 to 120 cm	20	100	39 3/8	HON100-3
		21	110	43 3/8	HON110-3
	One Door Design Panel to Look As Three Plain Valance	24	120	47 1/4	HON120-3
	Prepared for Tiles by Others, Specify Size				
	Vintage Hood 35.5 cm d.				
	Overall Depth 50 cm				
	Gable Height 67 cm	20	100	39 3/8	HOP10090
	Specify Gable Height From 104 to 120 cm	22	110	43 3/8	HOP11090
	24	120	47 1/4	HOP12090	
	One Door Design Panel to Look As Three Arched Valance And Support Brackets				
	Vintage Hood 35.5 cm d.				
	Overall Depth 50 cm				
	Specify Gable Height From 79 to 92 cm	20	100	39 3/8	HOP100
	Specify Gable Height From 104 to 120 cm	22	110	43 3/8	HOP110
	24	120	47 1/4	HOP120	
	One Door Design Panel to Look As Three Arched Valance And Support Brackets				
	* To Replace Support Brackets By Full Height Gables Precede Code With " G " I.E. : GHOP100				
	Skins On Adjacent Cabinets Are Not Required				

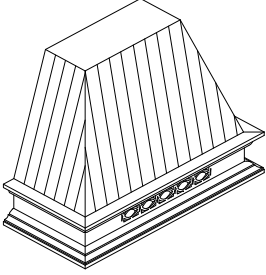
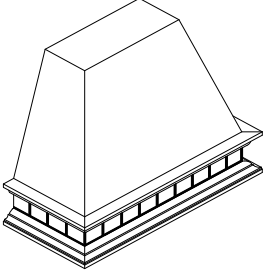
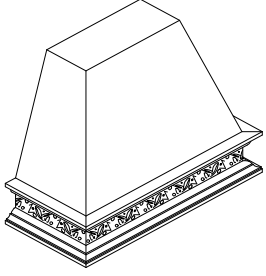
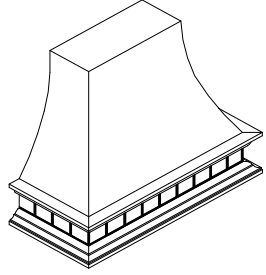
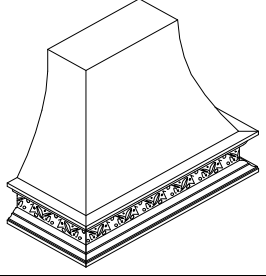
HOOD VALANCES

SOLID WOOD CARVED VALANCE

illustration	description	cube	cm	inches	code
	Hood Valance 18.5 cm h. x 50.5 cm d. Overall Height 39 cm	12	120	47 1/4	HONVC120
		13	130	51 1/4	HONVC130
	Solid Wood Carved Valance in Maple or MDF	14	140	55 1/8	HONVC140
		15	150	59	HONVC150
		16	160	63	HONVC160
	Hood Valance 18.5 cm h. x 50.5 cm d. Overall Height 18.5 cm	12	120	47 1/4	HOPVC120
	Solid Wood Carved Valance And Decorative Support Brackets 37 cm h.	13	130	51 1/4	HOPVC130
		14	140	55 1/8	HOPVC140
		15	150	59	HOPVC150
		16	160	63	HOPVC160

HOODS - VINTAGE

90cm HIGH

illustration	description	cube	cm	inches	code
	Vintage Hood 55 cm deep	18	90	35 1/2	HOR9090
	Tongue & Groove Panels	20	100	39 3/8	HOR10090
	Carved Valance, Front Only	22	110	43 3/8	HOR11090
		24	120	47 1/4	HOR12090
		26	130	51 1/4	HOR13090
	Vintage Hood 55 cm deep	18	90	35 1/2	HOS9090
	Plywood Panels Prepared for Plaster	20	100	39 3/8	HOS10090
	By Others And Plain Valance	22	110	43 3/8	HOS11090
	Prepared for Tiles by Others, Specify Size	24	120	47 1/4	HOS12090
		26	130	51 1/4	HOS13090
	Vintage Hood 55 cm deep	18	90	35 1/2	HOT9090
	Plywood Panels Prepared for Plaster	20	100	39 3/8	HOT10090
	By Others	22	110	43 3/8	HOT11090
	Decorative Plaster Valance	24	120	47 1/4	HOT12090
		26	130	51 1/4	HOT13090
	Vintage Hood 55 cm deep	18	90	35 1/2	HOU9090
	Radius Plywood Panels Prepared for Plaster	20	100	39 3/8	HOU10090
	By Others And Plain Valance	22	110	43 3/8	HOU11090
	Prepared for Tiles by Others, Specify Size	24	120	47 1/4	HOU12090
		26	130	51 1/4	HOU13090
	Vintage Hood 55 cm deep	18	90	35 1/2	HOV9090
	Radius Plywood Panels Prepared for Plaster	20	100	39 3/8	HOV10090
	By Others	22	110	43 3/8	HOV11090
	Decorative Plaster Valance	24	120	47 1/4	HOV12090
		26	130	51 1/4	HOV13090

HOODS - VINTAGE

104 to 120cm HIGH

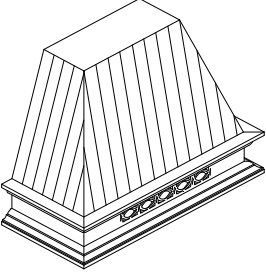
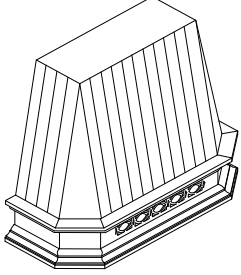
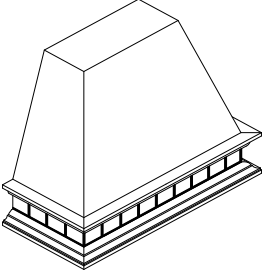
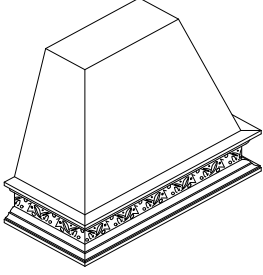
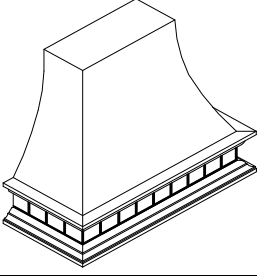
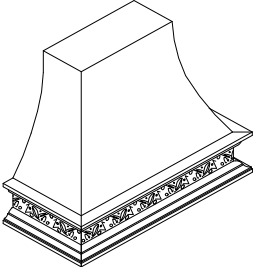
illustration	description	cube	cm	inches	code
	Vintage Hood 60 cm deep	28	120	47 1/4	HOR120
	Specify Height From 104 to 120 cm	32	130	51 1/4	HOR130
		36	140	55 1/8	HOR140
	Tongue & Groove Panels	40	150	59	HOR150
	Carved Valance, Front Only	44	160	63	HOR160
	Vintage Hood 60 cm deep	28	120	47 1/4	HOH120C
	Specify Height From 104 to 120 cm	32	130	51 1/4	HOH130C
		36	140	55 1/8	HOH140C
	Angled Corners	40	150	59	HOH150C
	Tongue & Groove Panels	44	160	63	HOH160C
	Carved Valance, Front Only				
	Vintage Hood 60 cm deep	28	120	47 1/4	HOS120
	Specify Height From 104 to 120 cm	32	130	51 1/4	HOS130
		36	140	55 1/8	HOS140
	Plywood Panels Prepared for Plaster	40	150	59	HOS150
	By Others And Plain Valance	44	160	63	HOS160
	Prepared for Tiles by Others, Specify Size				
	Vintage Hood 60 cm deep	28	120	47 1/4	HOT120
	Specify Height From 104 to 120 cm	32	130	51 1/4	HOT130
		36	140	55 1/8	HOT140
	Plywood Panels Prepared for Plaster	40	150	59	HOT150
	By Others	44	160	63	HOT160
	Decorative Plaster Valance				
	Vintage Hood 60 cm deep	28	120	47 1/4	HOU120
	Specify Height From 104 to 120 cm	32	130	51 1/4	HOU130
		36	140	55 1/8	HOU140
	Radius Plywood Panels Prepared for Plaster	40	150	59	HOU150
	By Others And Plain Valance	44	160	63	HOU160
	Prepared for Tiles by Others, Specify Size				
	Vintage Hood 60 cm deep	28	120	47 1/4	HOV120
	Specify Height From 104 to 120 cm	32	130	51 1/4	HOV130
		36	140	55 1/8	HOV140
	Radius Plywood Panels Prepared for Plaster	40	150	59	HOV150
	By Others	44	160	63	HOV160
	Decorative Plaster Valance				



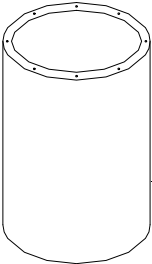
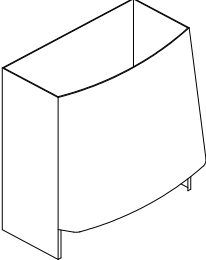
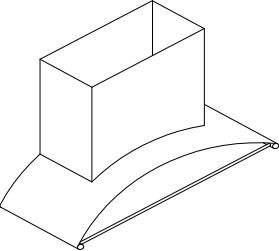
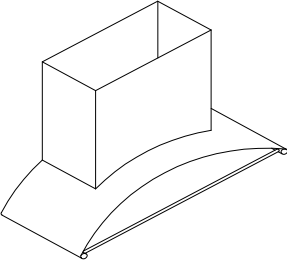
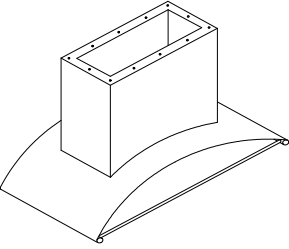
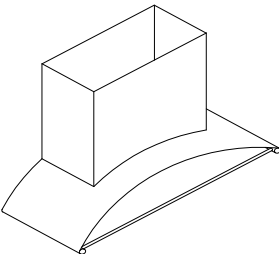
illustration	description	cube	cm	inches	code
	Vintage Hood 60 cm deep Specify Height Up To 120 cm	28	120	47 1/4	HOW120
	Finished Panels	32	130	51 1/4	HOW130
	Carved Valance & Floral Onlay	36	140	55 1/8	HOW140
		40	150	59	HOW150
		44	160	63	HOW160
	Corbels May Be Ordered Separately				
	Vintage Hood 60 cm deep Specify Height Up To 120 cm	28	120	47 1/4	HOX120
	Tongue & Groove Panels	32	130	51 1/4	HOX130
	Carved Valance & Floral Onlay	36	140	55 1/8	HOX140
		40	150	59	HOX150
		44	160	63	HOX160
	Corbels May Be Ordered Separately				
	Vintage Hood 60 cm deep Specify Height Up To 120 cm	28	120	47 1/4	HOY120
	Plywood Panels Prepared for Plaster By Others	32	130	51 1/4	HOY130
	Carved Valance & Floral Onlay	36	140	55 1/8	HOY140
		40	150	59	HOY150
		44	160	63	HOY160
	Corbels May Be Ordered Separately				
	Vintage Hood 60 cm deep Specify Height Up To 120 cm	28	120	47 1/4	HOZ120
	Arched Plywood Panels Prepared For Plaster By Others	32	130	51 1/4	HOZ130
	Carved Valance & Floral Onlay	36	140	55 1/8	HOZ140
		40	150	59	HOZ150
		44	160	63	HOZ160
	Corbels May Be Ordered Separately				
	Medium Traditional Corbel 14.6 cm w. X 35.6 cm h. X 19.1 cm deep	1	15	5 7/8	CTRA35
Sold Separately					



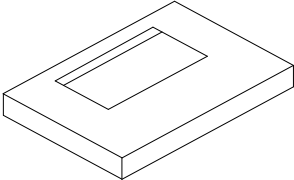
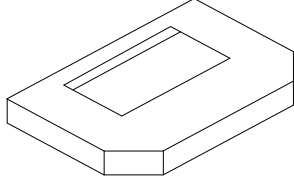
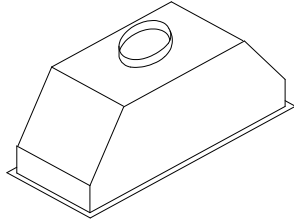
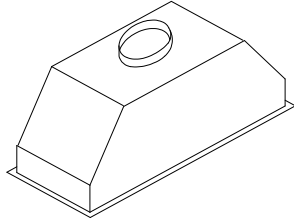


illustration	description	cube	cm	inches	code
	Vintage Hood 60 cm deep Specify Height Up To 120 cm	28	120	47 1/4	HOW120G
		32	130	51 1/4	HOW130G
	Finished Panels	36	140	55 1/8	HOW140G
	Carved Valance & Grape Onlay	40	150	59	HOW150G
		44	160	63	HOW160G
	Corbels May Be Ordered Separately				
	Vintage Hood 60 cm deep Specify Height Up To 120 cm	28	120	47 1/4	HOX120G
		32	130	51 1/4	HOX130G
	Tongue & Groove Panels	36	140	55 1/8	HOX140G
	Carved Valance & Grape Onlay	40	150	59	HOX150G
		44	160	63	HOX160G
	Corbels May Be Ordered Separately				
	Vintage Hood 60 cm deep Specify Height Up To 120 cm	28	120	47 1/4	HOY120G
		32	130	51 1/4	HOY130G
	Plywood Panels Prepared for Plaster By Others	36	140	55 1/8	HOY140G
	Carved Valance & Grape Onlay	40	150	59	HOY150G
		44	160	63	HOY160G
	Corbels May Be Ordered Separately				
	Vintage Hood 60 cm deep Specify Height Up To 120 cm	28	120	47 1/4	HOZ120G
		32	130	51 1/4	HOZ130G
	Arched Plywood Panels Prepared For Plaster By Others	36	140	55 1/8	HOZ140G
	Carved Valance & Grape Onlay	40	150	59	HOZ150G
		44	160	63	HOZ160G
	Corbels May Be Ordered Separately				
	Medium Grape Corbel 14.6 cm w. X 35.6 cm h. X 19.1 cm deep	1	15	5 7/8	CGRP35
	Sold Separately				



illustration	description	cube	cm	inches	code
	Vintage Hood 60 cm deep Specify Height Up To 120 cm	28	120	47 1/4	HOW120P
		32	130	51 1/4	HOW130P
	Finished Panels	36	140	55 1/8	HOW140P
	Solid Wood Carved Valance	40	150	59	HOW150P
		44	160	63	HOW160P
	Corbels May Be Ordered Separately				
	Vintage Hood 60 cm deep Specify Height Up To 120 cm	28	120	47 1/4	HOX120P
		32	130	51 1/4	HOX130P
	Tongue & Groove Panels	36	140	55 1/8	HOX140P
	Solid Wood Carved Valance	40	150	59	HOX150P
		44	160	63	HOX160P
	Corbels May Be Ordered Separately				
	Vintage Hood 60 cm deep Specify Height Up To 120 cm	28	120	47 1/4	HOY120P
		32	130	51 1/4	HOY130P
	Plywood Panels Prepared for Plaster By Others	36	140	55 1/8	HOY140P
	Solid Wood Carved Valance	40	150	59	HOY150P
		44	160	63	HOY160P
	Corbels May Be Ordered Separately				
	Vintage Hood 60 cm deep Specify Height Up To 120 cm	28	120	47 1/4	HOZ120P
		32	130	51 1/4	HOZ130P
	Arched Plywood Panels Prepared For Plaster By Others	36	140	55 1/8	HOZ140P
	Solid Wood Carved Valance	40	150	59	HOZ150P
		44	160	63	HOZ160P
	Corbels May Be Ordered Separately				
	Medium Grape Corbel 14.6 cm w. X 35.6 cm h. X 18.8 cm deep	1	15	5 7/8	CGRP35
	Sold Separately				
	Medium Traditional Corbel 14.6 cm w. X 35.6 cm h. X 19.1 cm deep	1	15	5 7/8	CTRA35
	Sold Separately				

illustration	description	cube	cm	code
	<p>*Stainless Steel Cylindrical Type Island Ventilation Hood - 70cm diameter *Comes complete w/ 400cfm Exhaust Fan, Speed Control and Lighting</p> <p>*Specify Height Up To 120cm</p> <p>**Contact the Factory for a Quotation & Specificaions</p>	25	70	H4SSC70 Pricing is by Factory Quotation (NDI Item)
	<p>*Stainless Steel 6cm Projection Type Ventilation Hood *Comes complete w/ 400cfm Exhaust Fan, Speed Control and Lighting *35.5cm deep at the base of the gables *Projects 41.5cm @ top & 51.5cm @ bttm. *Specify Gable Height up to 104cm **Contact the Factory for a Quotation & Specificaions</p>	15 18 21	80 90 100	H4SSP80 H4SSP90 H4SSP100 Pricing is by Factory Quotation (NDI Item)
	<p>*Stainless Steel Arched Type Ventilation Hood - 50cm deep overall *Comes complete w/ 400cfm Exhaust Fan, Speed Control and Lighting *Specify Height, (including flue) up to 90cm **Contact the Factory for a Quotation & Specificaions</p>	20 22 24	100 110 120	H4SSA100 H4SSA110 H4SSA120 Pricing is by Factory Quotation (NDI Item)
	<p>*Stainless Steel Arched Type Ventilation Hood - 55cm deep overall *Comes complete w/ 1100cfm Exhaust Fan, Speed Control and Lighting *Specify Height, (including flue) up to 120cm **Contact the Factory for a Quotation & Specificaions</p>	22 24 26	110 120 130	H11SSA110 H11SSA120 H11SSA130 Pricing is by Factory Quotation (NDI Item)
	<p>*Stainless Steel Arched Island Type Ventilation Hood - 65cm deep overall *Comes complete w/ 1100cfm Exhaust Fan, Speed Control and Lighting *Specify Height, (including flue) up to 120cm **Contact the Factory for a Quotation & Specificaions</p>	26 30 34	110 120 130	H11SSIA110 H11SSIA120 H11SSIA130 Pricing is by Factory Quotation (NDI Item)
	<p>Special "Custom-Made" Stainless Steel Ventilation Hood</p> <p>To receive a Quotation for a "Custom-Made" Stainless Steel Hood please provide the Factory with a Detailed Drawing and the Make & Model # of the exhaust fan that is to be used.</p>			CMSSH Pricing is by Factory Quotation (NDI Item)

HOOD LINERS & EXHAUST FANS

illustration	description	code
	<p align="center">"Custom-made" Stainless Steel Ventilation Hood Liner</p> <p>Provide Factory with Exhaust Fan cut-out details, Manufacturer & Model # for the Exhaust Fan that is to be used to obtain a Quotation. For Hood Models N, P, R, S, T, U, V, W, X, Y & Z</p>	<p align="center">LINSQR</p> <p align="center">Pricing is by Factory Quotation (NDI Item)</p>
	<p align="center">"Custom-made" Stainless Steel Ventilation Hood Liner</p> <p>Provide Factory with Exhaust Fan cut-out details, Manufacturer & Model # for the Exhaust Fan that is to be used to obtain a Quotation. For Hood Models A, B, C, E, F, G, H, J, K, L & M</p>	<p align="center">LINAGL</p> <p align="center">Pricing is by Factory Quotation (NDI Item)</p>
	<p>400cfm Stainless Steel Exhaust Fan complete w/ Speed Control, Lighting and 6" diameter Duct Connector</p> <p>For Hoods 60cm to 120cm wide.</p>	<p align="center">EXH400</p> <p align="center">Pricing is by Factory Quotation (NDI Item)</p>
	<p>1100cfm Stainless Steel Exhaust Fan complete w/ Speed Control, Lighting and 8" diameter Duct Connector</p> <p>For Hoods 100cm to 160cm wide.</p> <p>N/A For Models M, N and P</p>	<p align="center">EXH1100</p> <p align="center">Pricing is by Factory Quotation (NDI Item)</p>
	<p></p>	<p></p>
	<p></p>	<p></p>